

Scaled data based on original data using  
LM-79-08 Approved Method: Electrical and Photometric Measurements of Solid-  
State Lighting Products

Test Report Prepared for  
Cooper Lighting Solutions  
(formerly Eaton)

Brand: McGRAW-EDISON

Report Number: P200289

Luminaire Tested: **GPC-AF-01-LED-E1-SL3-7050-1200-HSS**

Issue Date: 3/3/2020

**Test Information**

Test Method: LM-79-08  
Report Number: P200289  
TEST IS SCALED FROM IESNA LM-79-08 TEST DATA (P24289)  
Test Lab: INNOVATION CENTER P2  
Issue Date: 3/3/2020  
Manufacturer: COOPER LIGHTING SOLUTIONS (FORMERLY EATON)  
Product Line: MCGRAW-EDISON  
Catalog Number: GPC-AF-01-LED-E1-SL3-7050-1200-HSS  
Description: GALLEON PEDESTRIAN LUMINAIRE  
(1) 70 CRI, 5000K, 1200mA LIGHTSQUARE WITH 16 LEDS EACH AND TYPE III  
SPILL LIGHT ELIMINATOR OPTICS WITH HOUSE SIDE SHIELD  
Light Source: -  
Ballast/Driver: ELECTRONIC DRIVER

**Summary**

Lumens per Lamp: N/A  
Luminaire Lumens: 5958 lumens  
Efficiency: N/A  
Efficacy: 88.9 lumens/watt  
Luminous Opening: Rectangular (W 0.5' x L: 0.5' x H: 0')  
IES Classification: Type III - Short - Non-Cutoff  
BUG Rating: B1 - U0 - G2

Input Watts (W): 67  
Input Voltage (V): NR  
Input Current (Ain): NR  
Voltage Rise (V): NR  
Power Factor: NR  
Total Harmonic Distortion (THDi): NR  
Frequency (hertz): 60  
Stabilization Time: NR  
Operation Time: NR  
Ambient Temperature (°C): NR  
Test Distance: 25 FT

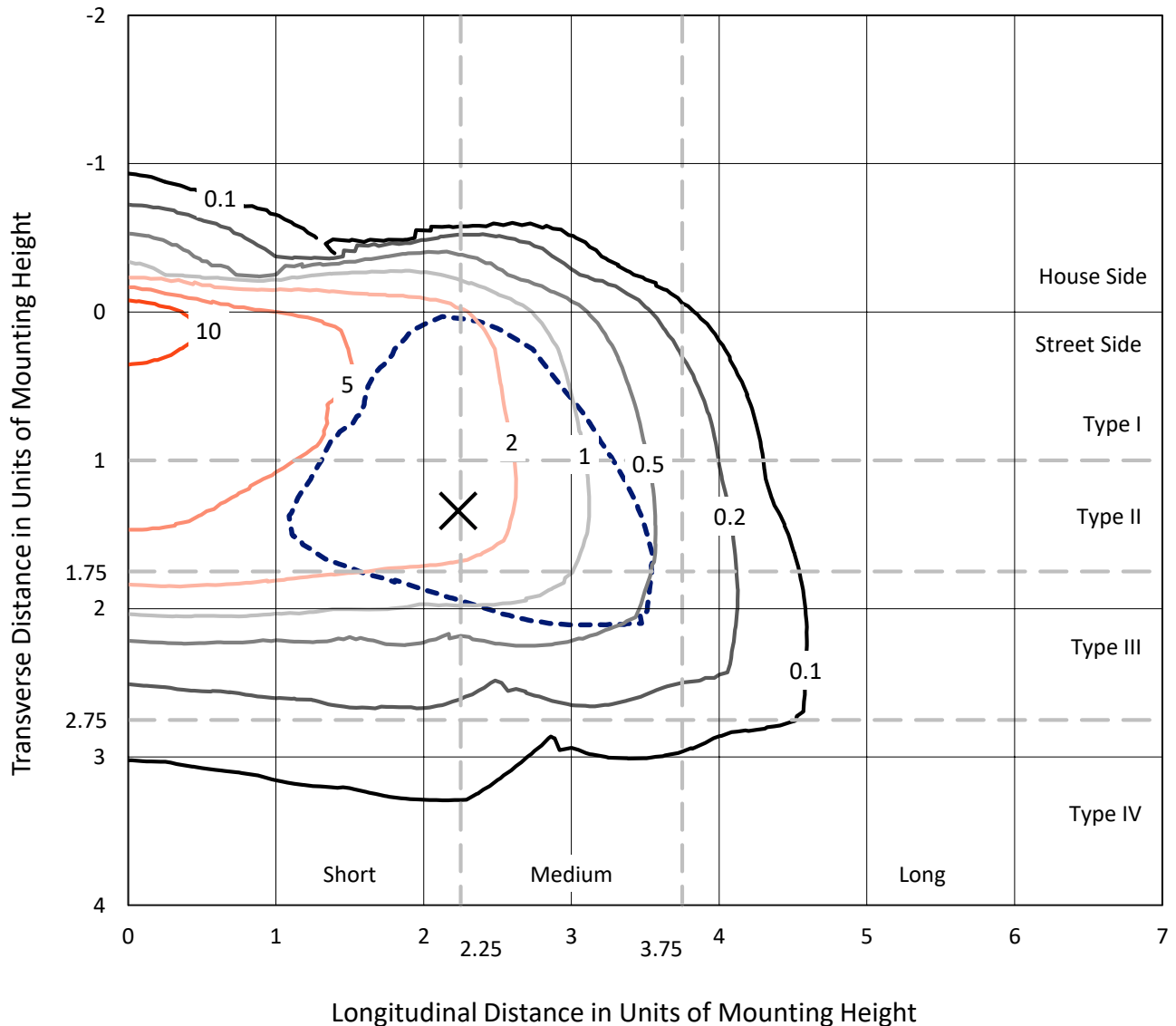


REPORT NUMBER: P200289

CATALOG NUMBER: GPC-AF-01-LED-E1-SL3-7050-1200-HSS

### Iso-Footcandle Lines of Horizontal Illumination

× Max cd  
 - - - 1/2 Max cd

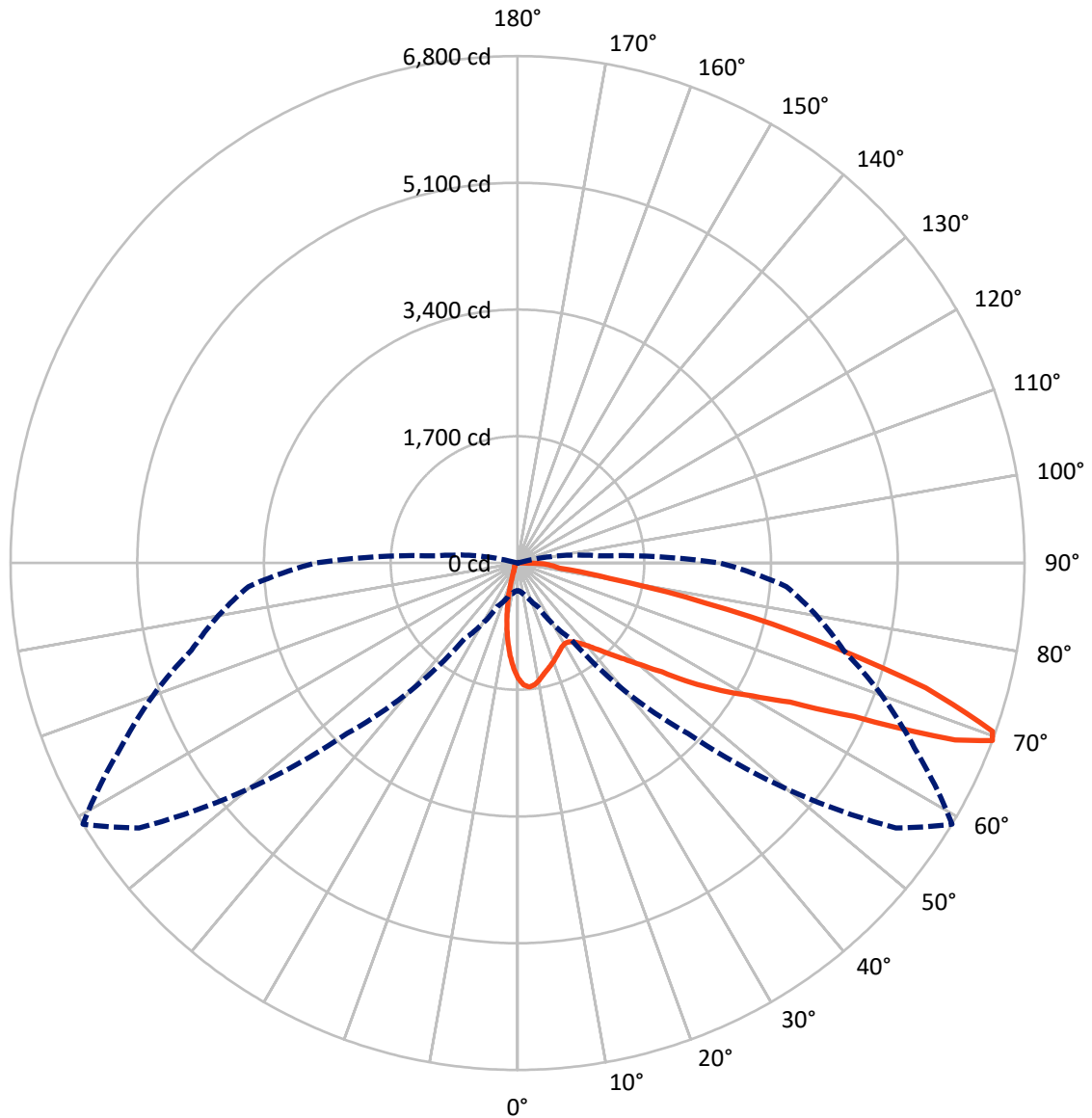


Based on 10 foot mounting height. Maximum calculated value = 15.6 fc  
 Type III - Short - Non-Cutoff

REPORT NUMBER: P200289

CATALOG NUMBER: GPC-AF-01-LED-E1-SL3-7050-1200-HSS

### Luminous Intensity Polar Plot



— Vertical Plane Through 59-Deg Lateral      - - - Horizontal Cone Through 69-Deg Vertical

REPORT NUMBER: P200289

CATALOG NUMBER: GPC-AF-01-LED-E1-SL3-7050-1200-HSS

**FLUX DISTRIBUTION:**

		Downward	Upward	Total
<b>House Side</b>	Lumens	485.2	0.0	485.2
	% Fixture	8.1	0.0	8.1
<b>Street Side</b>	Lumens	5472.8	0.0	5472.8
	% Fixture	91.9	0.0	91.9
<b>Total</b>	Lumens	5958.0	0.0	5958.0
	% Fixture	100.0	0.0	100.0

**ZONAL LUMENS:**

Zone	Lumens	% Fixture
0°-10°	125.9	2.1
10°-20°	260.1	4.4
20°-30°	350.0	5.9
30°-40°	508.2	8.5
40°-50°	846.1	14.2
50°-60°	1320.0	22.2
60°-70°	1633.4	27.4
70°-80°	827.8	13.9
80°-90°	86.6	1.5
90°-100°	0.0	0.0
100°-110°	0.0	0.0
110°-120°	0.0	0.0
120°-130°	0.0	0.0
130°-140°	0.0	0.0
140°-150°	0.0	0.0
150°-160°	0.0	0.0
160°-170°	0.0	0.0
170°-180°	0.0	0.0
0°-90°	5958.0	100.0
0°-180°	5958.0	100.0

**Coefficient of Utilization**



REPORT NUMBER: P200289

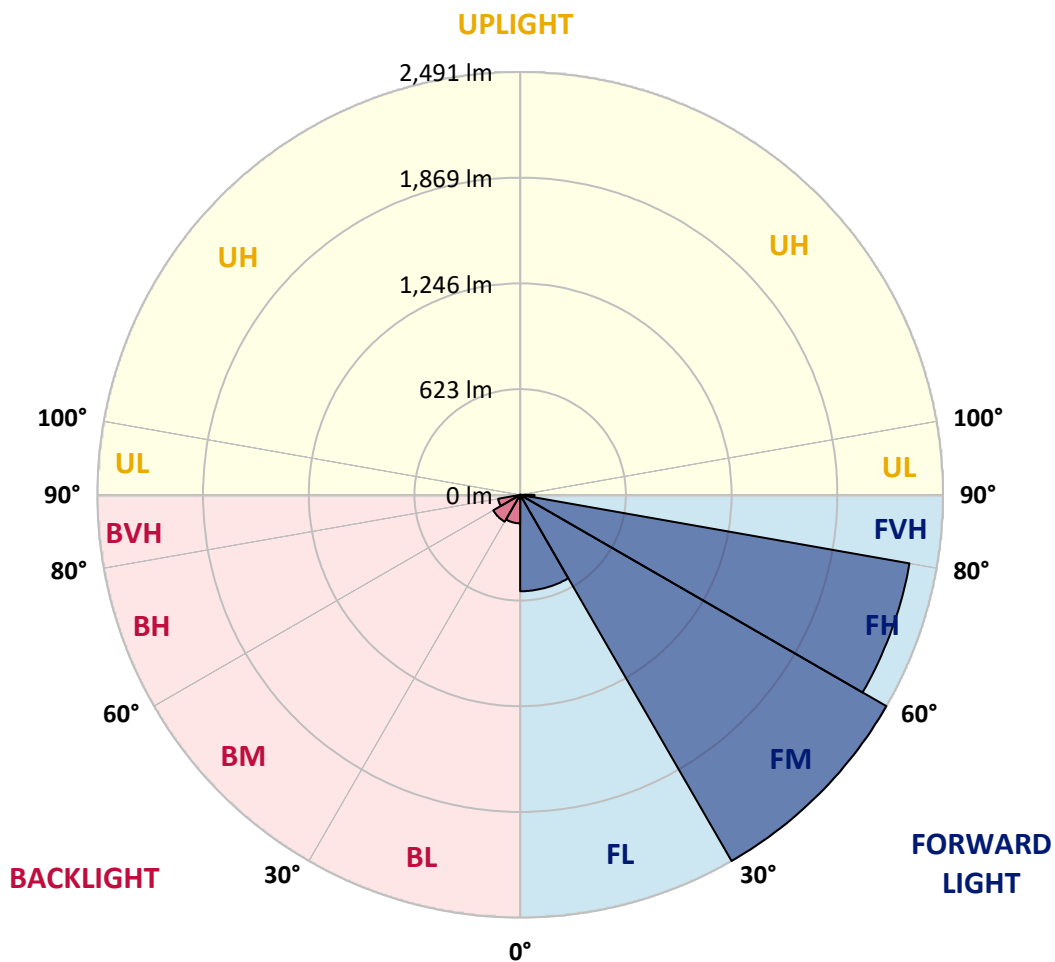
CATALOG NUMBER: GPC-AF-01-LED-E1-SL3-7050-1200-HSS

**LUMINAIRE CLASSIFICATION SYSTEM LUMEN TABLE AND BUG RATING:**

Zone		Lumens	% Fixture	Zone Rating/Lumen Limit		
				B	U	G
FL	(0°-30°)	568.0	9.5			
FM	(30°-60°)	2491.5	41.8			
FH	(60°-80°)	2329.4	39.1			G2/5000
FVH	(80°-90°)	83.9	1.4			G1/100
BL	(0°-30°)	167.9	2.8	B1/500		
BM	(30°-60°)	182.8	3.1	B0/220		
BH	(60°-80°)	131.8	2.2	B1/500		G1/500
BVH	(80°-90°)	2.7	0.0			G0/10
UL	(90°-100°)	0.0	0.0		U0/0	
UH	(100°-180°)	0.0	0.0		U0/0	

**BUG Rating: B1-U0-G2**

Type III Short





REPORT NUMBER: P200289

CATALOG NUMBER: GPC-AF-01-LED-E1-SL3-7050-1200-HSS

**CANDELA DISTRIBUTION (FULL):**

	0°	5°	15°	25°	35°	45°	55°	59°	65°	75°	85°
0°	1550.8	1550.8	1550.8	1550.8	1550.8	1550.8	1550.8	1550.8	1550.8	1550.8	1550.8
2.5°	1699.7	1699.0	1691.6	1688.2	1682.2	1669.4	1649.5	1639.1	1622.2	1592.9	1553.5
5°	1684.2	1692.3	1696.7	1697.0	1701.4	1696.7	1678.8	1670.1	1646.8	1599.6	1528.9
7.5°	1579.1	1582.1	1594.6	1605.4	1626.3	1646.1	1652.5	1648.8	1635.0	1584.5	1490.5
10°	1466.6	1469.6	1484.4	1498.6	1526.9	1557.5	1589.9	1596.6	1602.3	1562.9	1453.4
12.5°	1369.5	1372.6	1387.7	1406.3	1439.3	1477.0	1527.2	1538.3	1563.6	1542.4	1423.8
15°	1286.0	1287.3	1302.1	1325.1	1364.5	1413.0	1469.9	1487.8	1526.5	1527.9	1397.8
17.5°	1214.9	1218.3	1227.4	1249.3	1292.4	1352.3	1418.7	1444.3	1489.8	1515.7	1372.6
20°	1171.4	1174.8	1174.5	1186.6	1225.3	1289.3	1367.5	1398.2	1453.4	1503.3	1350.0
22.5°	1163.0	1163.0	1154.2	1152.6	1175.5	1229.0	1314.3	1351.7	1420.7	1497.9	1334.2
25°	1193.0	1191.6	1169.7	1151.9	1152.9	1184.9	1262.7	1307.2	1393.1	1501.6	1325.7
27.5°	1256.3	1254.6	1227.0	1193.0	1165.7	1165.4	1223.6	1271.5	1371.2	1519.1	1329.1
30°	1343.9	1343.3	1313.3	1270.5	1221.0	1175.5	1210.2	1253.6	1357.1	1550.8	1336.8
32.5°	1439.6	1438.6	1416.0	1370.9	1308.2	1221.0	1224.3	1260.7	1361.1	1592.9	1355.7
35°	1541.0	1539.3	1529.6	1490.1	1421.1	1304.8	1270.8	1299.1	1386.7	1655.9	1392.8
37.5°	1650.8	1652.5	1659.6	1621.9	1549.4	1422.4	1348.6	1367.8	1438.3	1741.5	1453.1
40°	1812.9	1812.6	1814.9	1765.4	1695.7	1566.3	1457.5	1463.5	1524.5	1855.0	1544.7
42.5°	2107.0	2086.5	2024.1	1923.1	1853.0	1730.7	1594.6	1588.2	1630.0	1995.5	1673.1
45°	2502.2	2458.4	2296.7	2103.0	2013.4	1916.0	1763.4	1742.8	1769.4	2164.3	1831.4
47.5°	2842.2	2796.7	2567.9	2290.3	2183.5	2091.9	1961.1	1924.1	1932.8	2353.3	2032.2
50°	2957.7	2935.5	2735.7	2453.4	2348.2	2313.2	2190.6	2145.4	2133.0	2572.0	2265.0
52.5°	2917.6	2915.9	2782.9	2559.1	2499.2	2542.3	2479.3	2427.1	2381.3	2802.4	2501.9
55°	2853.3	2861.7	2802.1	2651.8	2649.8	2751.5	2874.2	2830.7	2698.0	3052.7	2706.0
57.5°	2675.7	2711.8	2791.3	2827.0	2909.9	3014.0	3203.0	3228.6	3071.6	3244.4	2875.5
60°	2171.0	2250.2	2510.3	2852.3	3245.1	3504.5	3599.9	3621.8	3378.2	3403.8	3104.3
62.5°	1541.0	1621.9	1951.7	2530.2	3250.1	4149.0	4191.1	4105.2	3715.8	3639.9	3498.8
65°	818.0	880.3	1149.9	1826.4	2817.9	4298.6	5225.1	4969.0	4311.4	4104.5	4008.5
67.5°	418.4	437.3	544.4	893.8	1937.2	3818.2	6151.9	6332.2	5338.0	4565.4	3983.9
69°	370.3	381.4	452.5	646.2	1240.5	3234.0	6197.1	6800.1	5875.3	4527.0	3620.4
70°	358.5	368.2	432.9	584.9	969.6	2712.1	6024.2	6759.0	6012.8	4380.8	3348.9
72.5°	304.2	312.7	385.4	516.8	788.0	1346.3	4893.6	5727.4	5395.6	3649.4	2424.0
75°	203.5	231.1	369.9	484.5	733.1	764.8	3226.2	4138.9	3844.8	2461.4	1262.7
77.5°	48.9	52.6	104.4	385.4	670.4	673.1	1659.3	2573.0	2098.6	877.3	298.5
80°	26.3	25.3	29.3	76.5	624.3	631.7	746.9	1248.9	749.3	145.5	98.4
82.5°	18.5	17.5	18.9	32.0	196.4	575.4	540.4	565.3	310.6	55.9	44.1
85°	6.7	6.4	10.4	29.0	61.7	330.8	555.2	466.3	251.7	25.6	32.3
87.5°	2.4	2.0	4.0	15.8	18.9	140.8	342.6	352.4	99.1	15.5	15.2
90°	0.0	0.0	0.0	0.0	0.0	0.0	0.0	0.0	0.0	0.0	0.0



REPORT NUMBER: P200289

CATALOG NUMBER: GPC-AF-01-LED-E1-SL3-7050-1200-HSS

**CANDELA DISTRIBUTION (continued):**

	90°	95°	105°	115°	125°	135°	145°	155°	165°	175°	180°
0°	1550.8	1550.8	1550.8	1550.8	1550.8	1550.8	1550.8	1550.8	1550.8	1550.8	1550.8
2.5°	1537.0	1516.1	1477.7	1438.3	1401.9	1358.1	1336.2	1314.6	1305.5	1302.1	1286.3
5°	1492.5	1457.1	1375.6	1293.7	1218.3	1138.1	1085.2	1042.7	1017.8	1005.7	986.5
7.5°	1435.6	1377.6	1254.0	1127.6	1010.0	894.2	808.2	742.2	696.7	674.8	654.9
10°	1380.3	1303.2	1127.3	955.1	795.4	641.8	523.2	437.3	382.4	357.1	341.0
12.5°	1330.8	1230.7	1005.0	787.0	586.6	406.6	286.0	217.6	183.6	171.8	166.1
15°	1286.6	1164.0	889.4	627.3	397.2	232.5	156.3	133.1	127.7	127.7	127.0
17.5°	1244.9	1098.7	777.9	477.4	249.3	142.2	118.9	115.9	115.9	117.2	117.2
20°	1204.8	1036.3	670.1	342.6	157.0	112.9	107.5	106.8	107.5	109.2	109.2
22.5°	1170.4	979.7	569.4	235.2	116.6	101.7	99.1	98.0	98.4	99.4	100.1
25°	1144.8	931.9	474.4	159.4	100.4	92.6	89.6	87.9	86.6	86.6	87.3
27.5°	1128.6	891.5	382.4	115.9	90.3	84.2	79.5	76.8	73.8	72.1	72.8
30°	1116.8	853.0	296.1	94.7	80.9	74.8	68.7	64.3	60.0	57.9	58.6
32.5°	1112.5	822.1	221.3	83.6	72.4	65.7	58.3	52.6	47.8	46.2	46.5
35°	1124.3	797.5	162.1	75.5	65.7	57.3	48.9	42.5	38.7	37.7	38.1
37.5°	1155.3	784.3	121.3	68.7	59.6	50.2	40.8	34.7	32.3	32.3	32.7
40°	1213.9	784.0	97.4	64.0	54.2	43.5	33.7	29.3	28.0	28.6	29.0
42.5°	1299.5	801.8	84.9	59.6	49.5	37.1	28.0	24.9	24.6	25.3	25.6
45°	1416.4	834.5	78.2	55.9	44.5	31.0	23.6	21.6	21.6	22.6	22.9
47.5°	1559.5	882.4	72.4	52.2	39.4	25.9	20.2	18.9	19.2	20.2	20.6
50°	1732.0	942.7	66.7	48.2	35.7	21.6	17.5	16.5	16.8	18.2	18.5
52.5°	1928.5	1023.9	62.0	44.5	31.0	17.9	14.8	14.2	14.8	16.2	16.5
55°	2096.9	1096.6	56.3	41.4	24.9	14.8	12.1	12.1	12.8	14.5	14.8
57.5°	2259.0	1172.8	51.2	35.7	19.5	11.8	10.1	10.4	11.5	13.1	13.5
60°	2496.8	1301.8	45.1	30.0	14.8	9.4	8.4	8.8	10.1	11.8	12.1
62.5°	2900.8	1498.2	39.1	24.9	11.5	7.4	6.7	7.4	9.1	11.1	11.5
65°	3265.3	1578.1	32.0	20.9	8.8	5.7	5.7	6.7	8.8	10.8	11.1
67.5°	3062.2	1328.4	24.9	16.5	6.7	4.4	4.7	6.4	8.4	10.8	11.1
69°	2708.1	1086.2	21.2	13.1	5.7	4.0	4.4	6.4	8.4	10.4	10.8
70°	2432.1	917.1	18.9	11.1	5.1	4.0	4.4	6.1	8.4	10.4	10.8
72.5°	1628.9	495.3	15.2	8.1	4.7	3.7	3.7	6.1	8.1	10.1	10.4
75°	700.1	136.8	12.1	5.7	4.0	3.4	3.4	5.7	7.7	9.8	10.4
77.5°	128.0	34.7	9.8	5.1	4.0	3.4	3.0	5.4	7.4	9.4	9.8
80°	50.9	17.2	7.7	4.4	3.7	3.0	2.7	5.1	7.1	9.1	9.4
82.5°	30.7	9.8	6.4	4.0	3.7	2.7	2.4	4.4	6.7	8.8	9.1
85°	24.9	6.7	5.1	4.0	3.4	2.7	2.0	4.0	6.1	8.4	8.8
87.5°	12.1	4.7	4.7	3.7	3.4	2.7	2.0	3.7	5.7	8.1	8.4
90°	0.0	0.0	0.0	0.0	0.0	0.0	0.0	0.0	0.0	0.0	0.0

(END OF REPORT)